



Applicant guide to myUKPACT



How to register and apply to a CfP

August 2025

01

Registering as a new
applicant

A short, thick red horizontal line positioned below the word "applicant".

Registering

I have never used this platform before. How do I access it?

To apply to a UK PACT Call for Proposals, you will need to start by signing up the my.ukpact.co.uk portal.

To do so:

Step 1.

Per the instructions on the righthand side, if you have never used myUKPACT before, start by clicking “sign up”.

For more information, visit www.ukpact.co.uk



Welcome to UK PACT Application Portal

Login

Let's get you started — choose an option below to continue.

→ Sign In

Or

+ Sign Up

New Applicants

To begin a new application, click on the Sign Up button. Your account will be created and tied to your email address.

Existing Applicants

Click Sign In to proceed to your account.

Forgot Password

Click Sign In or Sign Up, then follow the on-screen prompts to reset your password.

Registering

I have never used this platform before. How do I access it?

Step 2.

The page will reload to ask you for your details. Enter your email then click next.

UKPACT

Create account

Sign up to access External

Email

[Have an account? Sign in instead](#)

[Back](#) [Next](#)

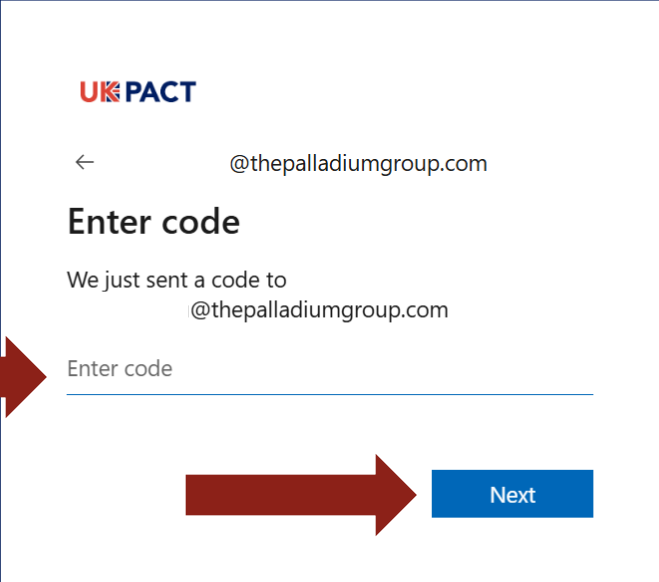
Registering

I have never used this platform before. How do I access it?

Step 3.


A verification code will be sent to the email you provided. If you cannot find the email in your inbox, please check your spam folder.

Copy this code and click next



The image shows a mobile app interface for UKPACT. At the top is the UKPACT logo. Below it is a back arrow and the email address @thepalladiumgroup.com. The main heading is 'Enter code'. Below this, it says 'We just sent a code to @thepalladiumgroup.com'. There is a text input field labeled 'Enter code'. At the bottom right is a blue button labeled 'Next'. A large red arrow points from the text 'Copy this code and click next' to the 'Enter code' field. Another large red arrow points from the 'Next' button to the right.

Your External account verification code

External (via Microsoft) <account-security-noreply@accountprotection.microsoft.com>  ...
To: - Mon 8/18/2025 3:27 PM

[Please note, this email originated from outside of Palladium. Do not click links or open attachments unless you recognize the sender and know the content is safe.]

External

Account verification code

To access External's apps and resources, please use the code below for account verification. The code will only work for 30 minutes.

Account verification code:
41084508

If you didn't request a code, you can ignore this email.

[Privacy Statement](#)

Microsoft Corporation, One Microsoft Way, Redmond, WA 98052

Registering





I have never used this platform before. How do I access it?


Step 4.
Once the code entered correctly, you will be redirected to the myUKPACT homepage.

Through the home page or through funding opportunities, search our available CfPs and proceed with applying to the relevant CfP.

UKPACT

[Home](#) [Funding Opportunities](#) [My Applications](#) [Reporting](#) [Experts](#)



Welcome to the UK PACT Applicant Portal Home Page

Apply for funding and track your applications in one place.

3
Available Opportunities

0
Draft Applications

0
Submitted Opportunities

0
Approved Opportunities

Fund	CfP Name	Sector	Application Deadline	Status	Action
Malawi Fund	Energy for All	Energy	2025-08-22	Live	View Details

02

Logging in as an
existing user

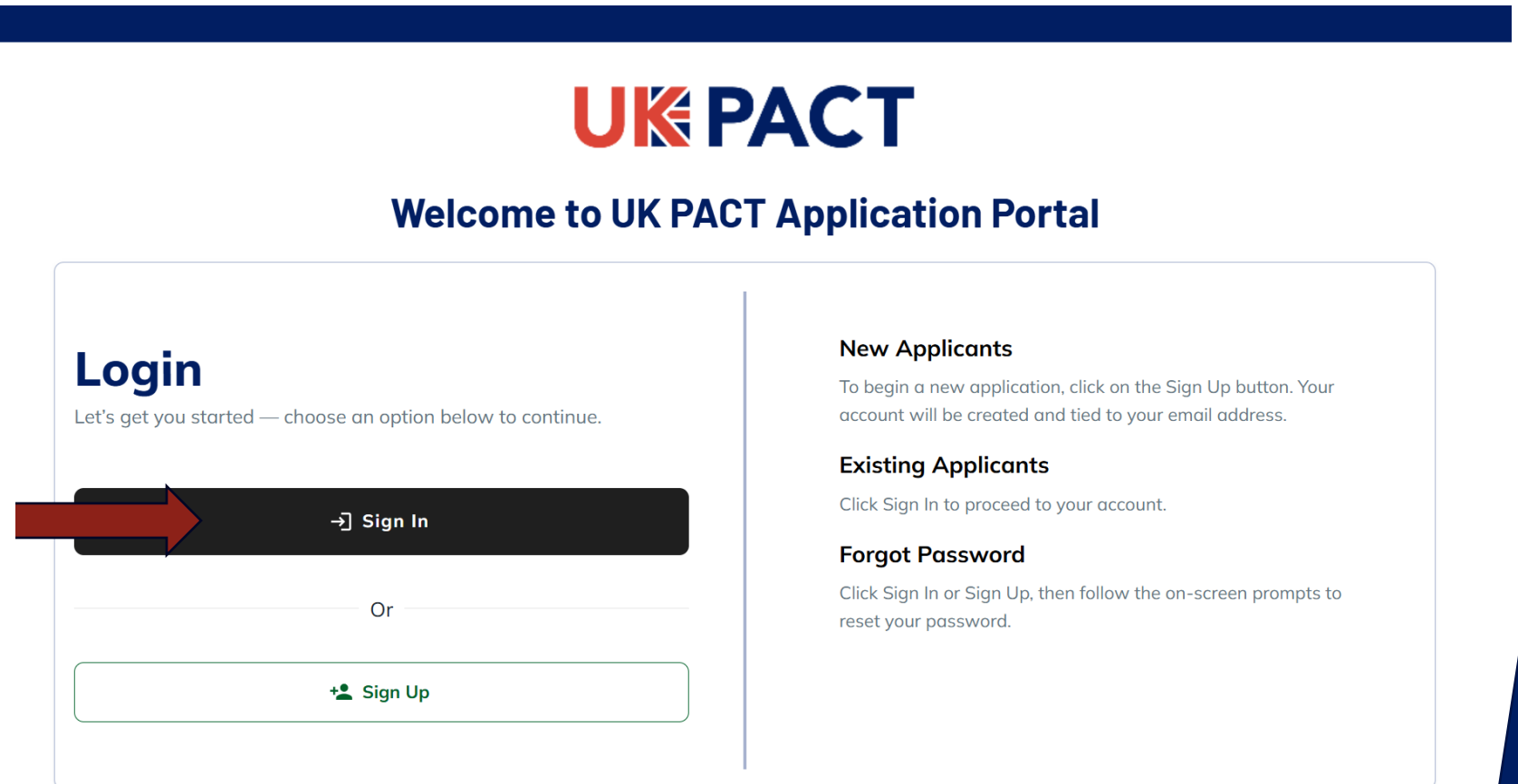
Registering

I have used this platform before. How do I access it again?

To apply to a UKPACT CfP, you will need to start by signing into the my.ukpact.co.uk portal. To do so:

Step 1.

Per the instructions on the righthand side, if you have used my.ukpact before, start by clicking “sign in”.




UK PACT

Welcome to UK PACT Application Portal

Login

Let's get you started — choose an option below to continue.

 [→ Sign In](#)

Or

[+ Sign Up](#)

New Applicants

To begin a new application, click on the Sign Up button. Your account will be created and tied to your email address.

Existing Applicants

Click Sign In to proceed to your account.

Forgot Password

Click Sign In or Sign Up, then follow the on-screen prompts to reset your password.

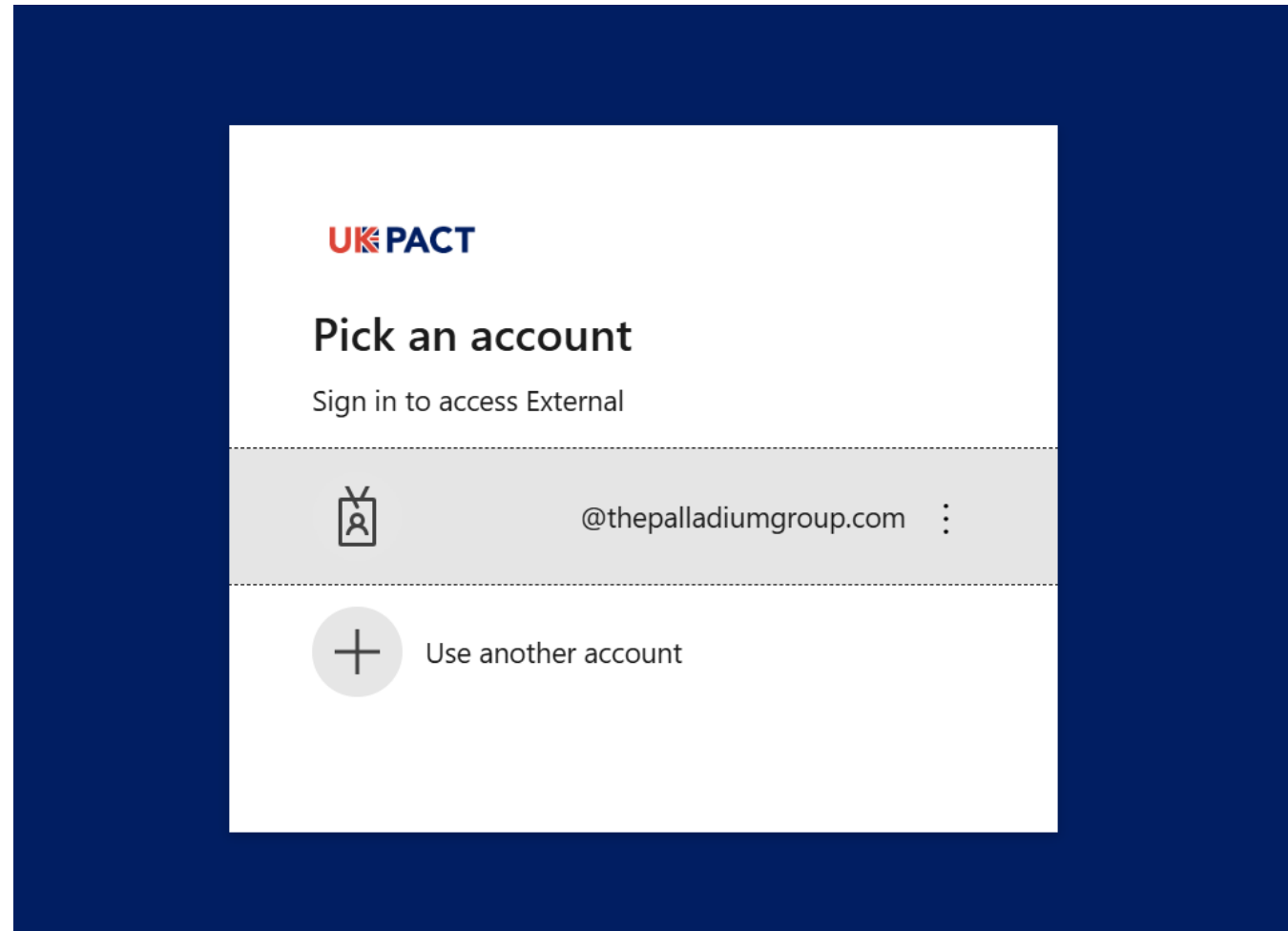
Registering

I have used this platform before. How do I access it again?

Step 2.

The accounts recognised on your device will appear. Select the appropriate sign in details.

If you're details do not appear, select "use another account" and provide your account email address.



Registering

I have used this platform before. How do I access it again?

Step 3.

A verification code will be sent to the email you provided. If you cannot find the email in your inbox, please check your spam folder.

Copy this code and click next

The image shows a mobile app interface for UKPACT. At the top is the UKPACT logo. Below it is a back arrow and the email address @thepalladiumgroup.com. The main heading is 'Enter code'. Below this, it says 'We just sent a code to @thepalladiumgroup.com'. There is a text input field labeled 'Enter code'. At the bottom right is a blue button labeled 'Next'. A large red arrow points from the text 'Copy this code and click next' to the 'Enter code' field.

The image also shows an email interface. The subject is 'Your External account verification code'. The sender is 'External (via Microsoft) <account-security-noreply@accountprotection.microsoft.com>'. The date is 'Mon 8/18/2025 3:27 PM'. There is a warning message: '[Please note, this email originated from outside of Palladium. Do not click links or open attachments unless you recognize the sender and know the content is safe.]'. The main heading is 'External Account verification code'. Below this, it says 'To access External's apps and resources, please use the code below for account verification. The code will only work for 30 minutes.' The 'Account verification code:' is followed by the code '41084508', which is circled in red. At the bottom, it says 'If you didn't request a code, you can ignore this email.' and provides a link to the 'Privacy Statement'. The footer is 'Microsoft Corporation, One Microsoft Way, Redmond, WA 98052'.

Registering





I have used this platform before. How do I access it again?


Step 4.
Once the code entered correctly, you will be redirected to the UKPACT homepage.

Through the home page or through funding opportunities, search our available CfPs and proceed with applying to the relevant CfP.

UKPACT

[Home](#) [Funding Opportunities](#) [My Applications](#) [Reporting](#) [Experts](#)



Welcome to the UK PACT Applicant Portal Home Page

Apply for funding and track your applications in one place.

3
Available Opportunities

0
Draft Applications

0
Submitted Opportunities

0
Approved Opportunities

Q Search...

Fund	CfP Name	Sector	Application Deadline	Status	Action
Malawi Fund	Energy for All	Energy	2025-08-22	Live	View Details

03

Applying to a CfP

Applying

Now that I've logged in, how do I apply for a CfP?

To apply to a UK PACT CfP, you will need to start by selecting the relevant CfP. To do so:

Step 1.

On the home page, scroll to find the right CfP. If you cannot easily see it listed, use the search bar.

Once you identify the CfP you wanted, click view details.

UK PACT Home Funding Opportunities My Applications Reporting Experts

Welcome to the UK PACT Applicant Portal Home Page
Apply for funding and track your applications in one place.

3 Available Opportunities 0 Draft Applications 0 Submitted Opportunities 0 Approved Opportunities

Q Search...

Fund	CfP Name	Sector	Application Deadline	Status	Action
Malawi Fund	Energy for All	Energy	2025-08-22	Live	View Details
South Africa Fund	South Africa Tech	Technology	2025-08-20	Live	View Details
Kenya Fund	Kenya CFP	Technology, Agriculture	2025-10-31		View Details

Rows per page: 5 1-3 of 3

Applying

Now that I’ve logged in, how do I apply for a CfP?

To apply to a UK PACT CfP, you will need to start by selecting the relevant CfP. To do so:

Step 2.
This will show you the details, descriptions, start and close date for the CfP.

If the CfP is already open, click “Apply now”.

[Home](#) [Funding Opportunities](#) [My Applications](#) [Reporting](#) [Experts](#)

← Back

Next →

CfP Name

Fund Name

Budget

Status

Energy for All

Malawi Fund

(£)800,000

Published

Apply Now

Call For Proposal Overview

Start Date

Start Time

End Date

End Time

Budget

2025-08-15

00:00:00

2025-08-22

06:00:00

(£)800,000

Countries

Sectors

Description

Malawi

Energy

Energy for All

Applying

Now that I’ve logged in, how do I apply for a CfP?

To apply to a UKPACT CfP, you will need to start by selecting the relevant CfP. To do so:

← Back

Next →

CFP Name	Fund Name	Budget	Status
Energy for All	Malawi Fund	(£)800,000	Published

Applicant Details

Application Stages

Start Date

2025-08-15

Start Time

00:00:00

End Date

2025-08-22

End Time

06:00:00

Budget

(£)800,000

Countries

Malawi

Sectors

Energy

Description

Energy for All

Step 3.
The overview of the CfP will appear. To begin completing your application, click on the tab “Applicant details” and complete the fields provided.

Applying

Now that I've logged in, how do I apply for a CfP?

To apply to a UKPACT CfP, you will need to start by selecting the relevant CfP. To do so:

Step 4.

Once your applicant details, organisation and optional consortium details are completed, return to the top band and move on to “Application Stages”.

If you need to step away from your application at any point, click “Save Draft” at the bottom of the page to return to your application.

For more information, visit www.ukpact.co.uk

The screenshot displays the UKPACT application interface. At the top, a dark blue header contains the UKPACT logo and navigation links: Home, Funding Opportunities, My Applications, Reporting, and Experts. On the right side of the header are icons for the UK flag, a user profile, a gear for settings, and a circular refresh icon.

Below the header, there are navigation links: "← Back" on the left and "Next →" on the right. A light gray band contains four items: "CfP Name" with the value "Kenya CFP", "Fund Name" with "Kenya Fund", "Budget" with "(£)5,000,000", and "Status" with a green "Published" button.

Below this band, there are two tabs: "Overview" and "Application Stages". A large blue arrow points from "Overview" to "Application Stages", indicating the current step.

The "Application Stages" section is titled "Applicant Information" with the instruction "Please fill out this form in the categories provided to begin your application for funding." Below this is a form titled "Applicant Details" with a dropdown arrow on the right. The form contains several input fields:

- First Name***: A text input field with the placeholder "First Name".
- Last Name***: A text input field with the placeholder "Last Name".
- Email Address***: A text input field with the placeholder "Email Address".
- City***: A text input field with the placeholder "City".
- Country ***: A dropdown menu with the placeholder "Choose a country".
- Telephone Number**: A text input field with a dropdown menu for the country code and a placeholder "Phone Number".

Applying

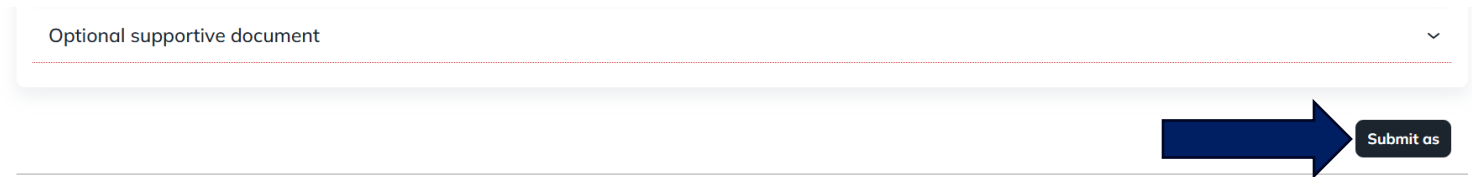
Now that I've logged in, how do I apply for a CfP?

To apply to a UKPACT CfP, you will need to start by selecting the relevant CfP. To do so:

Step 5.

Once you've completed all the mandatory fields per the guidance provided, submit your application by clicking "Submit" at the bottom of the page.

You will then receive a confirmation email if you have submitted successfully. You can return and make any changes / updates to your application up until the closure date of the CfP, should you so need.



The screenshot shows a web form interface. At the top, there is a light gray box containing the text "Optional supportive document" followed by a downward-pointing chevron icon. Below this box is a horizontal line. To the right of the line, there is a large blue arrow pointing to a dark gray button with the text "Submit as" in white.



THANK
YOU



Stay in touch:



pmu@ukpact.co.uk



www.ukpact.co.uk